

The FCAA HIV/AIDS Resource Tracking Project



GLOBAL PHILANTHROPIC
Support to Address HIV/AIDS

in 2012



Funders Concerned About AIDS
Mobilizing Philanthropic Leadership, Ideas, and Resources
in the Fight Against AIDS

- Surveys sent to over 500 funders in Spring/Summer 2013
- Though not all respond, about 95% of total from funders self-reporting

TOTAL FUNDERS FOR WHICH 2012 DATA WAS OBTAINED:

- 208 U.S.-based funders
- 38 E.U.-based funders
- New this year: 40 funders based outside of the U.S. & E.U.

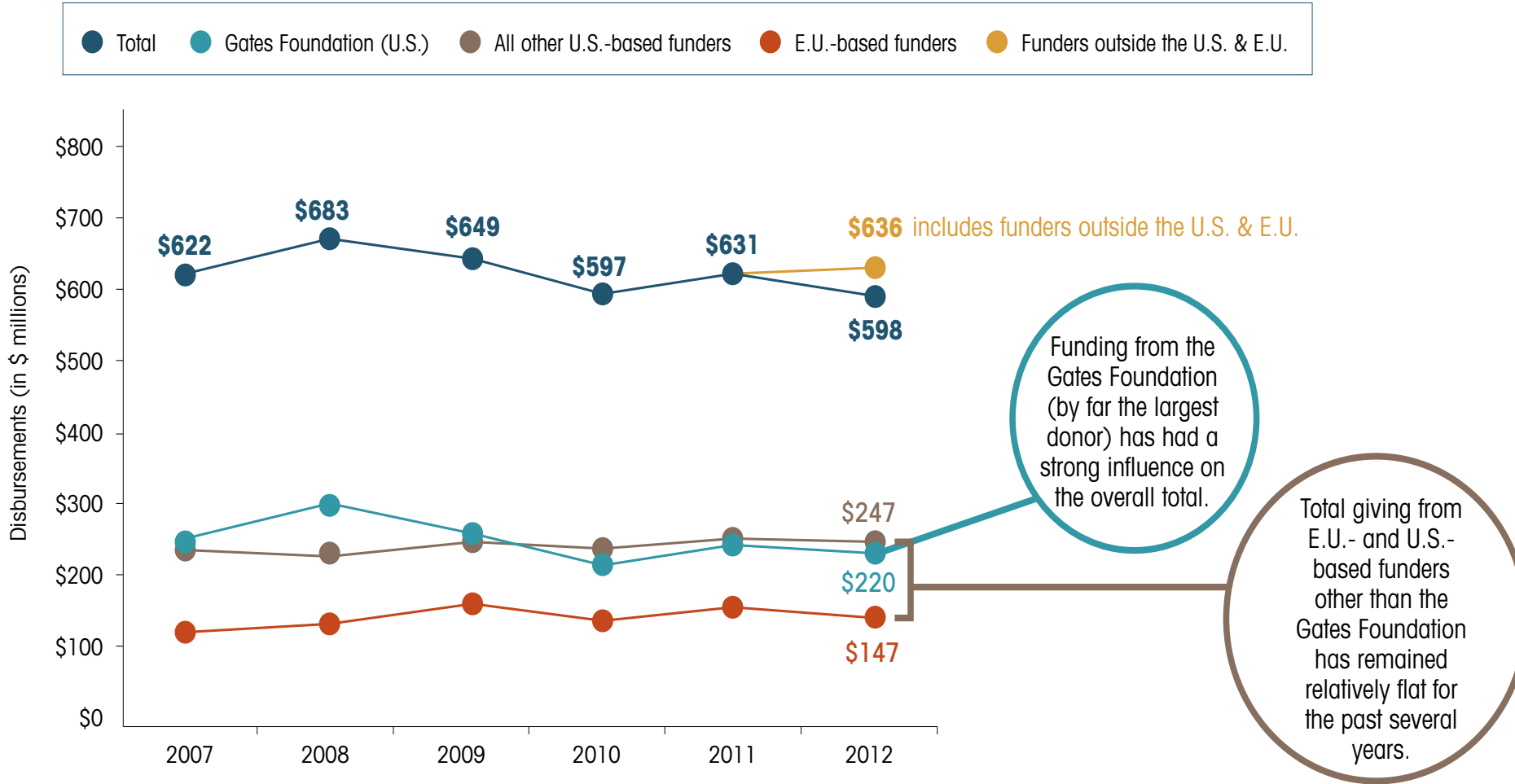
Philanthropic funding for HIV/AIDS in 2012

Total given by 208 U.S.-based philanthropies to HIV/AIDS in 2012:	\$467 million
Total given by 38 European-based philanthropies to HIV/AIDS in 2012:	\$147 million
Total given by 40 philanthropies based outside of the U.S./E.U. to HIV/AIDS in 2012:	\$ 38 million
Combined global total philanthropic funding to HIV/AIDS in 2012:	\$636 million

- 2012 total reflects a less than 1% increase from \$631 million in 2011
- Without new funders added, U.S. & E.U. combined decreased (\$33 million (5%) from 2011
- Grantmaking between U.S. and European philanthropies removed from total to avoid double-counting

Philanthropic funding for HIV/AIDS over time

CHART 1 Total HIV/AIDS Philanthropic Giving 2007-2012^{3,4}



Philanthropic funding for HIV/AIDS- many individuals

Between 2011-2012:

- Both U.S.-based and E.U.-based funders decreased
- Most cite normal yearly fluctuation of grantmaking as the cause
- Individual organizations make up the whole
- Factors that affect giving can include:
 - the economic crisis
 - grant cycles
 - changes at the organization

U.S.-Based Top Funders 2011-12

- **Increased Giving** : 37 of 68
- **Decreased Giving**: 30 of 68

E.U.-Based Funders 2011-12

- **Increased Giving** : 11 of 36
- **Decreased Giving**: 25 of 36

Philanthropic funding for HIV/AIDS- Is the field growing or shrinking?

- Two long-time AIDS funders closed doors in 2012
- Many shifting some of their funding away from AIDS-specific funding to other health areas
- AIDS-related grant cycles are ending and not starting up again
- Disbursements largely flat for past six years
- Philanthropy, though small, can experiment, create new models, and have great influence
- Same organizations now- where are the new faces & new money?



Top 10 Funders- U.S. and Europe

TABLE 1 Top 69 U.S. Philanthropic HIV/AIDS Funders in 2012
(ranked by amount of disbursements)¹⁴

↑ increased funding in 2012 compared to 2011

FUNDER NAME	DISBURSEMENTS (\$)	COMMITMENTS (\$)
1. Bill & Melinda Gates Foundation, WA ¹⁵	220,000,000	222,000,000
↑ 2. M•A•C AIDS Fund and M•A•C Cosmetics, NY	34,408,082	38,508,082
↑ 3. AbbVie Foundation and AbbVie, IL	19,150,990	19,150,990
↑ 4. Gilead Sciences, Inc., CA	16,707,441	10,002,286
↑ 5. ViiV Healthcare, NC ¹⁶	16,048,230	16,048,230
6. Ford Foundation, NY	14,042,550	16,414,619
7. Merck, NJ	11,499,912	–
↑ 8. Broadway Cares/Equity Fights AIDS, NY	10,843,796*	1,843,796
9. Philip T. and Susan M. Ragon Institute Foundation, MA	10,000,000	0
↑ 10. Johnson & Johnson, NJ	9,517,818	9,517,818

Top 10 represent
77% of all

TABLE 8 European Philanthropic HIV/AIDS Funders in 2012
(ranked by amount of disbursements)

FUNDER NAME	DISBURSEMENTS		COMMITMENTS	
	€	\$	€	\$
1. Wellcome Trust ⁴³	21,752,577	28,924,790	6,933,566	9,219,686
2. Children's Investment Fund Foundation, UK	13,962,229	18,565,825	8,902,056	11,837,223
3. ViiV Healthcare ⁴⁴	12,251,590	16,291,158	12,251,590	16,291,158
4. Sidaction	11,159,623	14,839,150	9,658,051	12,842,483
5. Elton John AIDS Foundation, UK	9,084,234	12,079,468	9,753,980	12,970,041
6. Comic Relief	6,381,673	7,375,206	1,703,217	2,264,798
7. STOP AIDS NOW!	5,406,000	7,188,455	3,812,000	5,068,884
8. Aids Fonds	5,122,000	6,810,815	6,424,000	8,542,107
9. The Monument Trust	3,447,745	4,584,528	1,964,665	2,612,450
10. Big Lottery Fund	2,786,979	3,705,896	2,786,979	3,705,896

Top 10 represent
79% of all

Snapshot of funders outside of U.S. and Europe

TABLE 11 Philanthropic HIV/AIDS Funders Based Outside of the U.S./E.U. in 2012

COUNTRY	USD
Argentina	
Fundación Huésped	\$1,131,667
Benin	
Institute of Cultural Affairs-Benin	45,000
Canada	
Stephen Lewis Foundation	7,491,345
Mennonite Central Committee (Canada)	1,581,462
Canadian Foundation for AIDS Research (CANFAR)	998,109
Farha Foundation	336,005
Presbyterian World Service & Development	216,701
Scotiabank	156,721
ACTLAP	144,000
Horizons of Friendship	116,325
Bracelet of Hope	108,470
CAP/AIDS Network (Canada Africa Partnership)	98,794
Community Education Services (CES) Canada	97,159
Help Lesotho	96,002
HopeShares Community Development Association	84,001
One Child's Village: A Global Orphans Foundation	47,967
The Olive Branch for Children	43,646
Sauti Moja	32,998
Friends of Mengo Hospital (Canada)	25,000
The Shanti Uganda Society	24,000
Dr Njenga Foundation of Sustainable HIV/AIDS Projects	8,361
Reach Out to Humanity	7,457
China	
Chi Heng Foundation	2,353,319
Hong Kong AIDS Foundation	273,344

Top 5 Funders:

1. National Lottery Distribution Trust Fund, South Africa
2. Stephen Lewis Foundation, Canada
3. Consorcio de Investigacion sobre VIH/SIDA/TB (CISIDAT), Mexico
4. Chi Heng Foundation, China
5. Mennonite Central Committee, Canada

COUNTRY	USD
Mexico	
Consorcio de Investigación sobre VIH/SIDA/TB (CISIDAT)	3,900,000
Fundacion Unidos por un Mexico Vivo	500,000
New Zealand	
New Zealand Lottery Grants Board	66,627
South Africa	
National Lottery Distribution Trust Fund	15,629,803
Living Hope Community Centre	1,134,927
The Africald Trust	217,368
African Rainbow Minerals Limited (ARM)	110,881
HCI Foundation	55,394
Ackerman Pick n Pay Foundation	12,008

Geographic Distribution of Philanthropic HIV/AIDS Funding

Most funding for work with a global reach

\$268,023,800

\$8,594,227
FROM CANADIAN-BASED FUNDERS

\$236,337,647
TOTAL

\$150,237,743
FROM U.S.-BASED FUNDERS

\$85,873,817
FROM FUNDERS
BASED IN WESTERN
& CENTRAL EUROPE

International funding

Domestic funding

\$391,000
CANADA

\$100,000,000
UNITED STATES

\$17,000,000
WESTERN & CENTRAL
EUROPE

\$3,000,000
CHINA

\$50,000
JAPAN

\$4,000,000
MEXICO

\$45,000
BENIN

\$29,000
KENYA

\$50,000
THAILAND

\$56,000
COTE
D'IVOIRE

\$186,000
ZAMBIA

\$152,000
INDIA

\$1,000,000
ARGENTINA

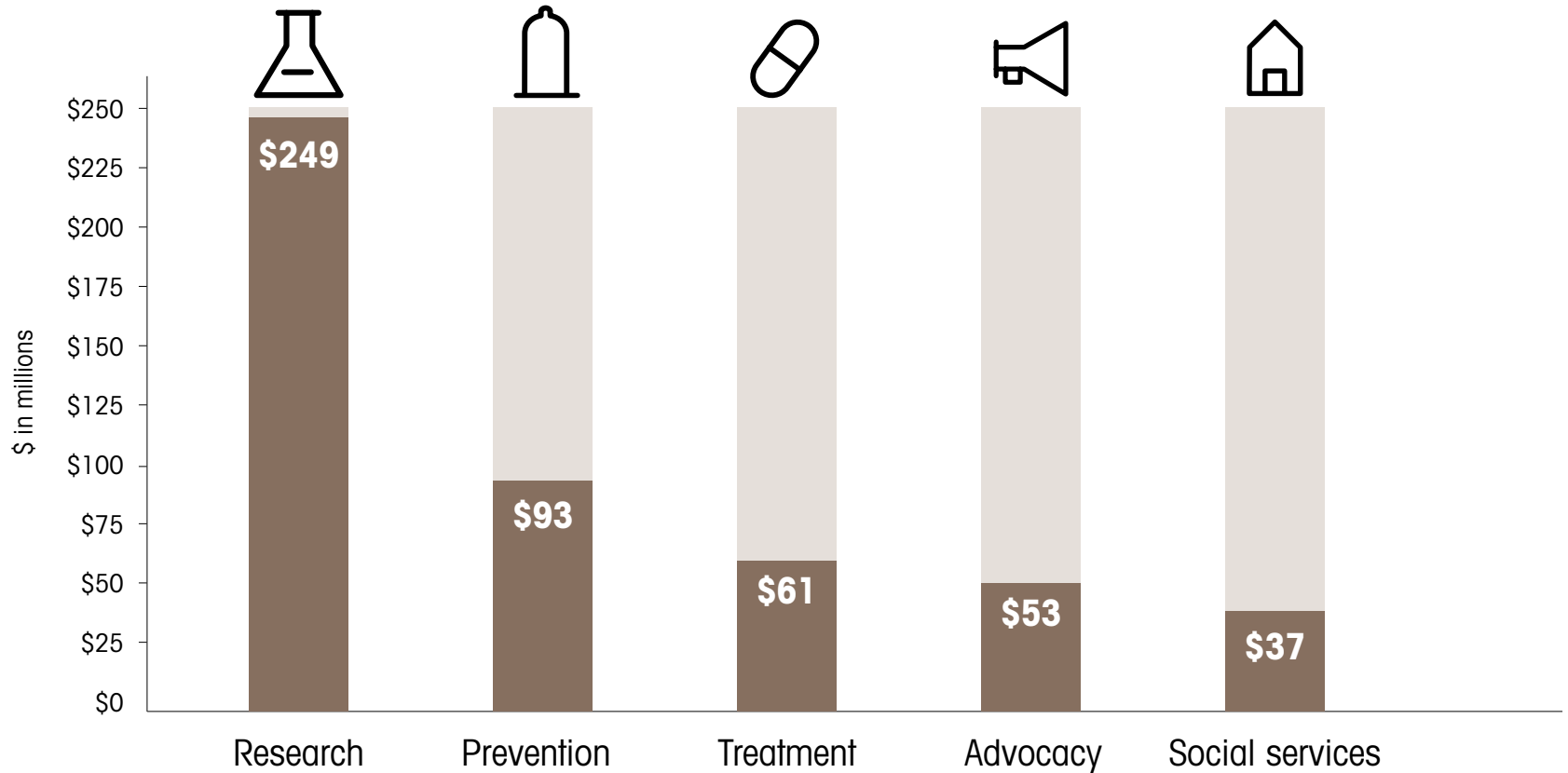
\$17,000,000
SOUTH AFRICA

\$83,000
NEW ZEALAND

Intended Use of Philanthropic HIV/AIDS Funding in 2012 (U.S.- & E.U.-based funders only)

CHART
3

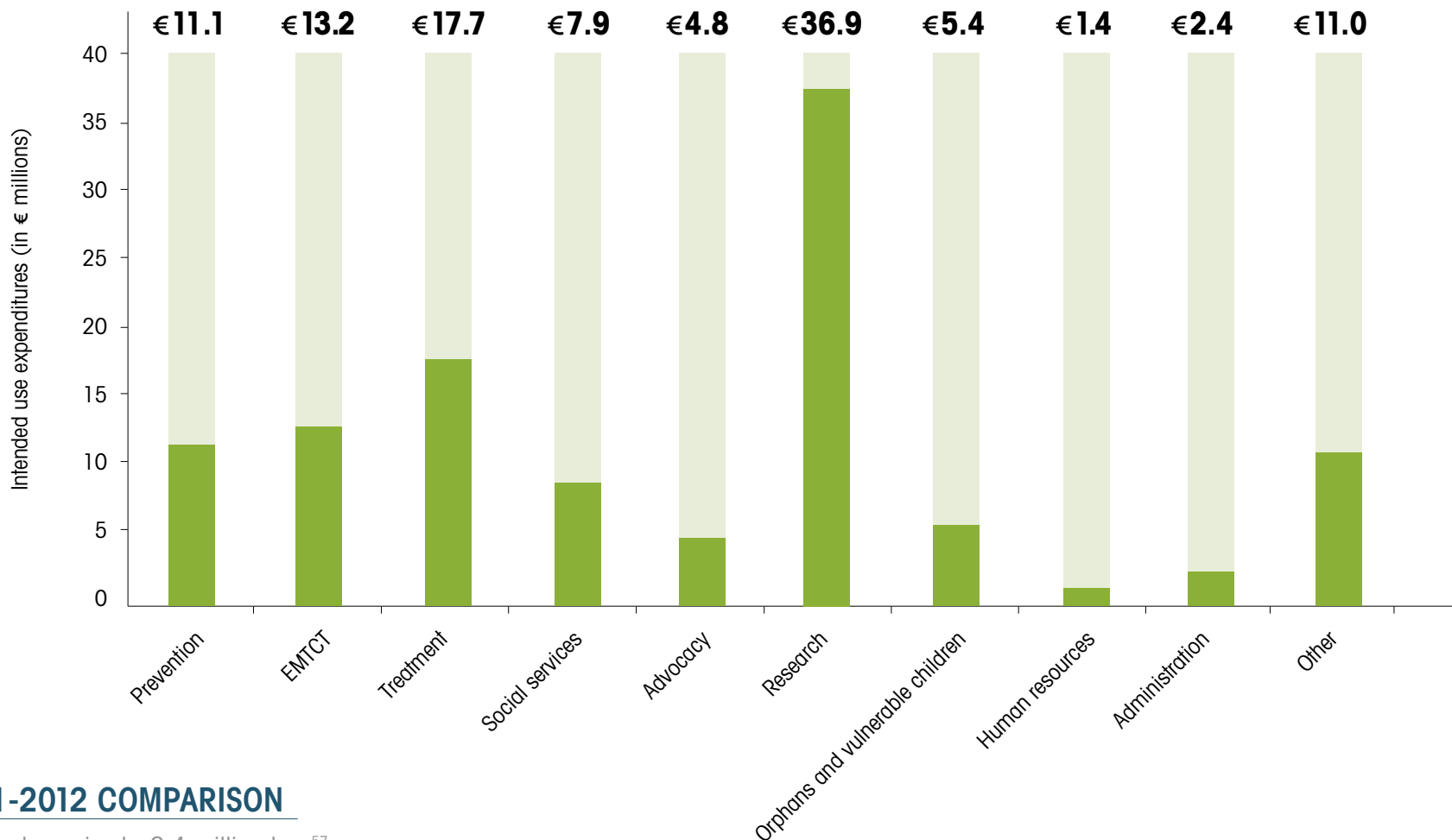
Top Five Intended Use Categories for 2012 HIV/AIDS Philanthropic Giving (U.S. & E.U.)






Intended Use of Philanthropic HIV/AIDS Funding in 2012 (E.U.-based funders only)

CHART
29

Intended Use of European Philanthropic HIV/AIDS Funding in 2012



2011-2012 COMPARISON

- 
 Research received €2.4 million less⁵⁷
- 
 Orphans and vulnerable children received €3.2 million less
- 
 Program management and administration received €3.4 less

Target Populations of Philanthropic HIV/AIDS Funding in 2012

CHART
4

Target Populations of 2012 HIV/AIDS Philanthropic Giving

WOMEN

ORPHANS AND

HEALTH CARE WORKERS

PEOPLE WHO INJECT DRUGS

VULNERABLE CHILDREN

PEOPLE LIVING WITH HIV/AIDS

SEX WORKERS

YOUTH

MEDICAL RESEARCH

MEN WHO HAVE SEX WITH MEN

RURAL POPULATIONS

The FCAA HIV/AIDS Resource Tracking Project



- Ten pieces about context of funding
- Best practices from over 30 organizations
- Special features on:
 - the U.S. National HIV/AIDS Strategy and health reform
 - the treatment cascade
 - the Global Plan to eliminate mother-to-child transmission
 - integration of funding with other issue areas

[WWW.FCAAIDS.ORG/
RESOURCETRACKING](http://WWW.FCAAIDS.ORG/RESOURCETRACKING)